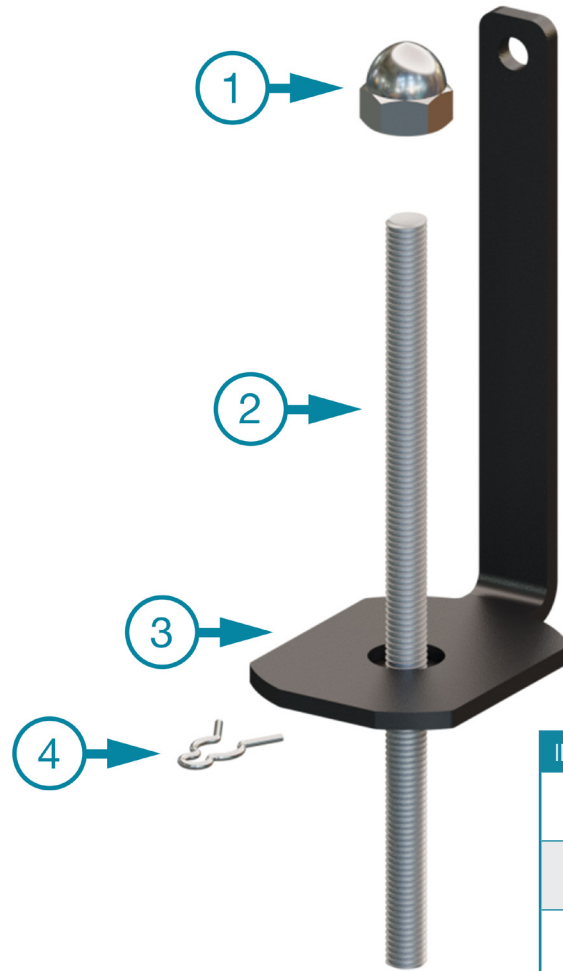




Hollow Floor Post Mounting Guide

Look for this sticker on hardware bags



ID#	Part #	Part Name
1	312732	NUT; CAP 5/16-18 ZINC COATED GRD 5
2	312731	THREADED ROD; 5/16-18 x 5 ZINC COATED GRD B7
3	312654	Floor Anchor; Welded
4	312759	HAIRPIN CLIP 5/16 SHAFT

Before You Begin

This product is NOT meant to replace sufficient post blocking. A minimum of TWO post mounting screws must have sufficient blocking that meet StairSupplies requirements. StairSupplies is not responsible for railing systems which do not meet local code requirements.

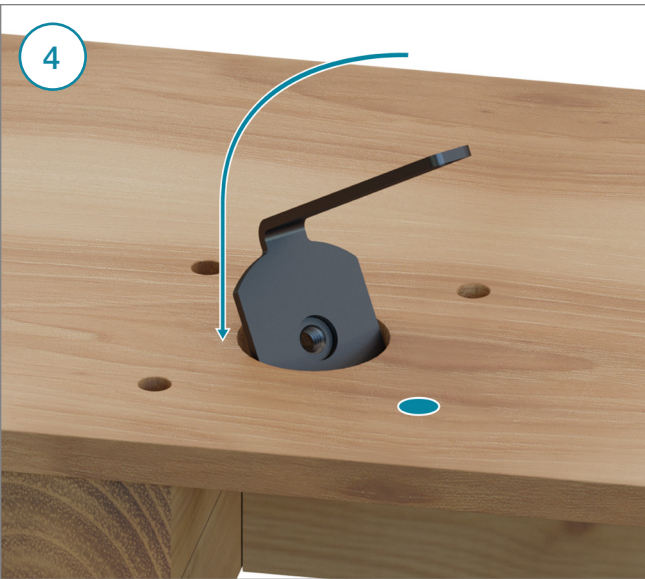
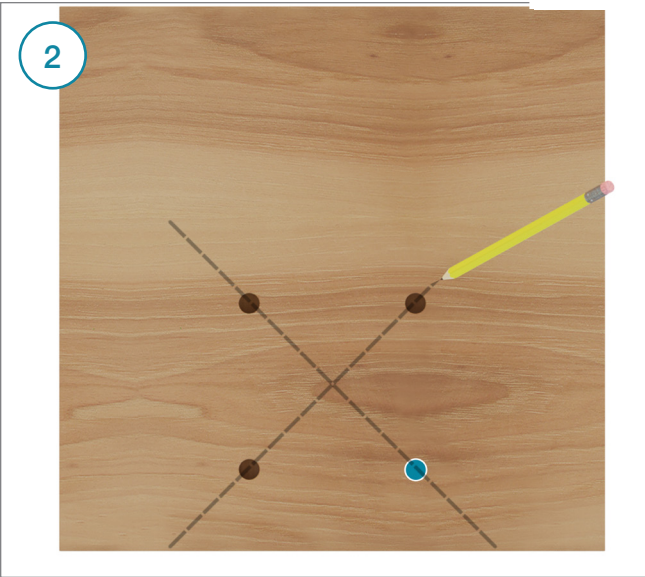
Items You'll Need

- Drill
- 1 3/4" Hole Saw Bit
- 3/8" Drill Bit

For more information or installation help, go to www.youtube.com/Viewrail

Look for this sticker on hardware bags

STRUCTURE



Look for this sticker
on hardware bags

STRUCTURE



Look for this sticker
on hardware bags

STRUCTURE



Congratulations! You're done with this section.

We'd love to see your work! Snap a few pics with your phone and send them to pictures@Viewrail.com. Thanks for choosing Viewrail. Enjoy your new installation!